



Liverpool Boys and Girls High School Upgrade Project  
18 Forbes St, Liverpool, NSW  
Education Development

## CONSTRUCTION & DEMOLITION WASTE MANAGEMENT PLAN

4/03/2025  
Revision D

Client

---

School Infrastructure NSW (SINSW)

<https://education.nsw.gov.au/>

Architect

---

NBRS Architecture

<https://nbrs.com.au/>

## SCOPE

This WMP applies only to the **construction** and **demolition** phases of the proposed development. The requirements outlined in this WMP must be implemented on site during construction and demolition and may be subject to review upon any change to the design. Construction and demolition waste management requirements will also be subject to review as part of the Construction Management Plan.

The waste management for the **operational** phase of the development is not addressed in this report. An operational WMP will be provided separately.

## REVISION REFERENCE

Revision	Date	Prepared by	Reviewed by	Description
A	18/11/2024	M. Bechara	H. Wilkes	Draft
B	22/01/2025	H Wilkes	J Parker	Amendment
C	13/02/2025	H Wilkes	J Parker	Amendment
D	4/03/2025	H Wilkes	J Parker	Final

The information contained in this document produced by EFC is solely for the use of the client identified on the cover sheet for the purpose for which it has been prepared for. EFC undertakes no duty, nor accepts any responsibility for any third party who may rely upon this document. Reproduction, publication or distribution of this document without written permission from EFC is strictly prohibited.

## CONTENTS

1	ACKNOWLEDGEMENT OF COUNTRY .....	1
2	INTRODUCTION .....	1
2.1	Background .....	1
2.2	Site Summary .....	3
2.3	Site Location .....	3
2.4	Legislation and Guidance .....	4
2.5	Waste Diversion Targets .....	4
2.6	Report Objectives .....	4
2.7	Limitations .....	5
3	GENERAL WASTE MANAGEMENT PROVISIONS .....	6
3.1	Stakeholder Roles and Responsibilities .....	6
3.2	Monitoring and Reporting .....	7
3.3	Opportunities for Reuse and Recycling .....	8
3.4	Management of Hazardous Waste Materials .....	9
3.5	Management of Excavation Waste .....	9
4	SITE SPECIFIC WASTE MANAGEMENT PROVISIONS .....	10
4.1	Demolition Waste Volumes and Management .....	10
4.2	Construction Waste Volumes and Management .....	12
4.3	Recycling Directory .....	14
4.4	Site-Specific Operational Measures .....	14
4.5	Location and Design of Waste Management Facilities .....	17
4.6	Site Plans .....	20

## LIST OF FIGURES

Figure 1: Site Location .....	3
-------------------------------	---

## LIST OF TABLES

Table 1: Stakeholder Roles and Responsibilities .....	6
Table 2: Potential Reuse/Recycling Options for Construction Materials .....	8
Table 3: Demolition Waste Conversion .....	10
Table 4: Demolition Waste Management .....	11
Table 5: Construction Waste Conversion .....	12
Table 6: Construction Waste Management .....	13
Table 7: Recycling Directory .....	14

## 1 ACKNOWLEDGEMENT OF COUNTRY

Elephants Foot Consulting acknowledges that every project we work on takes place on First Peoples Land. We recognise Aboriginal and Torres Strait Islander People as Traditional Custodians of this land. We pay respect to ancestors and Elders, past and present.

## 2 INTRODUCTION

### 2.1 Background

This Construction and Demolition Waste Management Plan has been prepared by Elephants Foot Consulting on behalf the NSW Department of Education (the **Applicant**) to assess the potential environmental impacts that could arise from the redevelopment of the Liverpool Boys High School and Liverpool Girls High School, at 18 Forbes Street, Liverpool NSW, 2170 (the **site**).

This report accompanies a Review of Environment Factors that seeks approval for redeveloping the Liverpool Boys and Liverpool Girls High Schools into a single co-educational school, including:

■ [REDACTED];

- Construction and operation of a six-storey school building, including school hall and gymnasium;
- Associated parking and building services;
- Tree removal;
- Associated landscaping and play spaces;
- Augmentation of service infrastructure; and
- Associated off-site infrastructure works to support the school, including (but not limited to) services, kiss and drop point and pedestrian crossings.

Refer to the Review of Environmental Factors prepared by Ethos Urban for a full description of works.

### 2.2 Statement Of Significance

Based on the identification of potential issues, and an assessment of the nature and extent of the impacts of the proposed development, it is determined that:

The extent and nature of potential impacts are low, and will not have significant adverse effects on the locality, community and the environment;

Potential impacts can be appropriately mitigated or managed to ensure that there is minimal effect on the locality, community.

## 2.3 REF DELIVERABLE REQUIREMENT REPORTING

The following table identifies the relevant REF items and where these are addressed in this report and the accompanying Construction and Demolition Waste Management Plan (C&D WMP):

*Table 1: REF Requirements – Waste Management*

REF Requirement	Relevant Section of Report
Has a preliminary Construction Waste Management Plan been prepared that informs the REF that considers: <ul style="list-style-type: none"> <li>the likely type and volume of waste generated by the activity?</li> </ul>	<i>Section 4.1 and Section 4.2 of this C&amp;D WMP</i>
<ul style="list-style-type: none"> <li>opportunities to reuse and recycle waste in order to reduce waste sent to landfill?</li> </ul>	<i>Section 3.3 and Section 4.3 of this C&amp;D WMP</i>
<ul style="list-style-type: none"> <li>set out measures to handle and dispose of the waste?</li> </ul>	<i>Section 3 and Section 4 of this C&amp;D WMP</i>
<ul style="list-style-type: none"> <li>conclude that appropriate arrangements can be put in place such that there would not be likely to have significant environmental affects?</li> </ul>	<i>Section 5 of this C&amp;D WMP</i>
Has a preliminary Operational Waste Management Plan been prepared to inform the REF that considers: <ul style="list-style-type: none"> <li>the likely type and volume of waste generated by the activity?</li> </ul>	<i>Addressed in the Operational Waste Management Plan</i>
<ul style="list-style-type: none"> <li>opportunities to reuse and recycle waste in order to reduce waste sent to landfill?</li> </ul>	<i>Addressed in the Operational Waste Management Plan</i>
<ul style="list-style-type: none"> <li>set out measures to handle and dispose of the waste including the number of bins, siting and size of the waste storage area, and truck access arrangements (including swept path diagrams to demonstrate access can be achieved in a forward direction)?</li> </ul>	<i>Addressed in the Operational Waste Management Plan</i>
<ul style="list-style-type: none"> <li>Council's waste management policies, if applicable?</li> </ul>	<i>Addressed in the Operational Waste Management Plan</i>
<ul style="list-style-type: none"> <li>Conclude that appropriate arrangements can be put in place such that there would not be likely to have significant environmental affects?</li> </ul>	<i>Addressed in the Operational Waste Management Plan</i>
Does the REF summarise outcomes of the above and incorporate any mitigation measures identified in the above documents	<i>Addressed in the Operational Waste Management Plan</i>

## 2.4 Site Summary

The site is located at 18 Forbes Street, Liverpool, within the Liverpool Local Government Area (LGA). The site is legally described as Lot 1 DP1137425 and has a total area of approximately 74,973m<sup>2</sup>.

The site comprises a broadly rectangular portion of land which currently contains the existing Liverpool Boys High School, Liverpool Girls High School, and the Gulyangarri Public School, which commenced operations in January 2024 and is located to the east of the wider site.

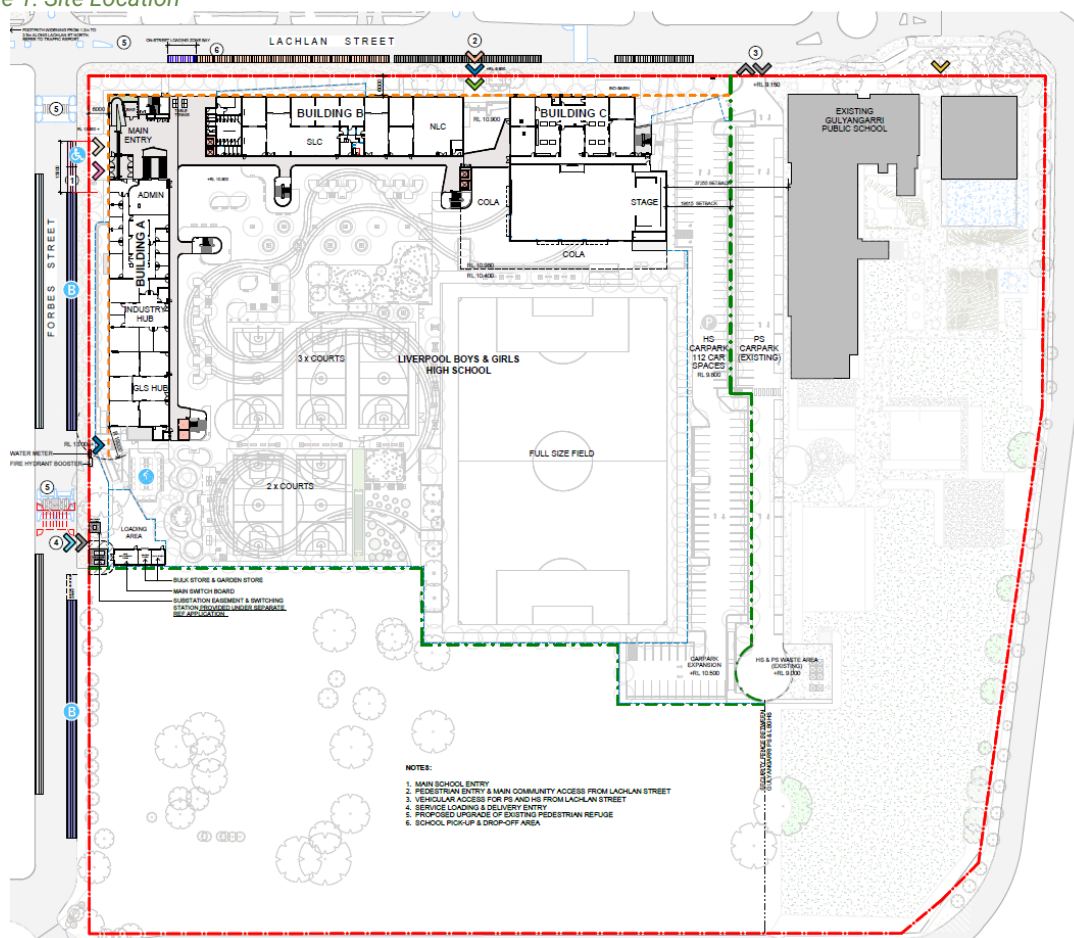
The site's western portion contains Liverpool Boys High School and Liverpool Girls High School. Liverpool Girls High School in the site's southwest comprises three, two-storey buildings. Liverpool Boys High School in the site's northwest, comprises approximately four, two-storey buildings, with adjacent at-grade carparking and various sports courts.

All figures and calculations are based on area schedules as advised by our client and shown on architectural drawings.

## 2.5 Site Location

The site is located at Forbes St, Liverpool NSW, as shown below. The site has frontages to Lachlan St, Forbes St and Burnside Dr, with vehicle access via Lachlan St.

Figure 1: Site Location



Source: NBR Architects, Drawing LBGHS-NBR-00-ZZ-DR-A-0201 Rev 2, February 2025 – Site Plan

## 2.6 Legislation and Guidance

Information provided in this WMP comes from a wide range of construction and demolition waste management guidance at the local, state, and federal levels. The primary sources of guidance include:

- Liverpool Development Control Plan 2008
- Australian Government, Department of Sustainability, Environment, Water, Population and Communities. *Construction and Demolition Waste Guide – Recycling and Re-use Across the Supply Chain*. (2014, November).
- NSW Waste Avoidance and Resource Recovery (WARR) Strategy 2014-2021
- NSW Waste Classification Guidelines 2014
- Australia's National Waste Policy 2018

## 2.7 Waste Diversion Targets

To quantify and measure this sustainable approach to waste management, the NSW WARR Strategy 2014-2021 outlines specific targets in order to clarify the state's long-term goals and priorities. These targets were supported by industry, community, state, and local governments during the Strategy's consultation phase, and include:

- Increasing construction and demolition recycling rates to 80%
- Increasing waste diverted from landfill to 75%
- Reducing litter by 40%
- Reduce illegal dumping incidents by 30%

## 2.8 Report Objectives

Throughout this report, EFC aims to encourage where practical, having regard to the design, the nature of the material to be demolished and the site constraints, the following waste management practices for the duration of the demolition and construction stages of the development:

- Re-use of excavated material on-site and disposal of any excess to an approved site;
- Green waste mulched and re-used on-site as appropriate, or recycled off-site;
- Bricks, tiles and concrete re-used on-site as appropriate, or recycled off-site;
- Plasterboard waste returned to supplier for recycling;
- Framing timber re-used on site or recycled off-site;
- Windows, doors and joinery recycled off-site;
- All asbestos, hazardous and/or intractable wastes are to be disposed of in accordance with WorkCover Authority and EPA requirements;
- Plumbing, fittings and metal elements recycled off site;
- Ordering accurate quantities of materials and prefabrication of materials where possible;
- Re-use of formwork;
- Careful source separation of off-cuts to facilitate re-use, resale or recycling.

## 2.9 Limitations

This report has been prepared by EFC for the sole purpose of providing a Construction and Demolition Waste Management Plan (C&D WMP) to support a Review of Environmental Factors. The report is provided with the following limitations:

- This report is for the sole use of School Infrastructure NSW (SINSW) (including their officers, employees and advisers) and should not be used or relied upon by any other party without prior written consent from EFC;
- Drawings, estimates and information contained in this report have been prepared by analysing information, plans and documents supplied by the client, or nominated third parties. Any assumptions based on the information contained in the report are outside the control of EFC;
- The calculations presented in the report are estimates only. The amount of waste generated will be dependent on the approach taken by site management, including the levels of training and education offered to site staff and the actions and attitudes of staff themselves.
- The site manager will make adjustments as required based on actual waste volumes (e.g. if waste volumes are greater than estimated, then waste storage capacity and collection frequencies will increase accordingly) and increase the amount of waste storage and collection frequency accordingly;
- The report has been prepared with all due care and attention; however, no assurance or representation is made that the WMP reflects the actual outcome. EFC will not be liable to for any plans or outcomes that are not suitable for purpose, whether as a result of incorrect or unsuitable information or otherwise;
- EFC offer no warranty or representation of accuracy or reliability of the WMP unless specifically stated;
- Examples of equipment provided in this report should be reviewed by the appropriate equipment supplier who will assess the correct equipment for supply. Reference to any other business or product besides EFC and EFC equipment is for information purposes only and is not officially endorsed or recommended by EFC.



### 3 GENERAL WASTE MANAGEMENT PROVISIONS

#### 3.1 Stakeholder Roles and Responsibilities

All stakeholders have a responsibility for their own environmental performance and compliance with all legislation.

The Construction Contractor will be responsible for implementing this WMP, although site staff have a responsibility to ensure their own compliance at all times. Where possible, an Environmental Management Representative (EMR) should also be appointed for the project to help ensure compliance. The following table demonstrates the primary roles and responsibilities of the respective stakeholders:

*Table 2: Stakeholder Roles and Responsibilities*

Roles	Responsibilities
<b>Site Management</b>	<ul style="list-style-type: none"> <li>• Organise waste collections as required;</li> <li>• Organise replacement or maintenance requirements for bins;</li> <li>• Investigate and ensure prompt clean-up of illegally dumped waste materials;</li> <li>• Notify the Principal Certifying Authority (Council) of the appointment of waste removal, transport or disposal contractors for waste tracking purposes;</li> <li>• Ensure waste related equipment is well maintained;</li> <li>• Ensure accurate calculations so only the required amount of materials are ordered;</li> <li>• Ensure segregation of materials to maximise reuse and recycling;</li> <li>• Check waste sorting and storage areas routinely for cleanliness, hygiene, contamination and OH&amp;S issues;</li> <li>• Ensure all monitoring and audit results are well documented and are carried out as specified in the WMP;</li> <li>• Ensure effective signage, communication and education is provided to site staff/contractors;</li> <li>• Provide staff/contractors with equipment manuals, training, health and safety procedures, risk assessments, and PPE to control hazards associated with all waste management activities;</li> <li>• Assess any manual handling risks and prepare a manual handling control plan for waste and bin transfers;</li> </ul>
<b>Site Staff/Contractors</b>	<ul style="list-style-type: none"> <li>• Ensure adequate separation and disposal of waste streams in compliance with the WMP;</li> <li>• Abide by all relevant OH&amp;S legislation, regulations, and guidelines;</li> <li>• Attend training and inductions as required;</li> <li>• Clean and transport bins as required;</li> <li>• Carry out daily visual inspections of waste storage areas;</li> <li>• Organise, maintain and clean the waste storage areas;</li> </ul>
<b>Environmental Management Representative (EMR)</b>	<ul style="list-style-type: none"> <li>• Approach and establish the local commercial reuse of materials where reuse on-site is not practical;</li> <li>• Establish separate skips and recycling bins for effective waste segregation and recycling purposes;</li> <li>• Ensure staff and contractors are aware of site requirements;</li> <li>• Provision of training of the requirements of the WMP and specific waste management strategies adopted for the development;</li> <li>• Contaminated waste management and approval of off-site waste transport, disposal locations and check licensing requirements;</li> <li>• Arrange assessment of suspicious potentially contaminated materials, hazardous materials and liquid waste;</li> <li>• Monitor, inspect and report requirements.</li> </ul>
<b>Waste Collection Contractors</b>	<ul style="list-style-type: none"> <li>• Provide a reliable and appropriate waste collection service;</li> <li>• Provide feedback to site management regarding contamination of waste streams;</li> <li>• Work with site management to customise waste systems where possible.</li> </ul>

### 3.2 Monitoring and Reporting

It is recommended that the following measures be taken to improve demolition and construction waste management in future and to provide more reliable waste generation figures:

- Compare projected waste quantities with actual waste quantities produced.
- Conduct waste audits of current projects (where feasible).
- Note waste generated and disposal methods.
- Look at past waste disposal receipts.
- Record this information to help in waste estimations for future waste management plans.

Records of waste volumes recycled, reused or contractor removed are to be maintained. Additionally, dockets/receipts verifying recycling/disposal in accordance with the WMP must be kept and presented to Council or the EPA if and when required.

Daily visual inspections of waste storage areas will be undertaken by site personnel and inspection checklists/logs recorded for reporting to the Site Manager on a weekly basis or as required. These inspections will be used to identify and rectify any resource and waste management issues.

Waste audits are to be carried out by the Building Contractor to gauge the effectiveness and efficiency of waste segregation procedures and recycling/reuse initiatives. Where audits show that the above procedures are not carried out effectively, additional staff training should be undertaken, and signage re-examined.

All environmental incidents are to be dealt with promptly to minimise potential impacts. An incident register must be maintained on-site at all times and should include the contact details of the 24-hour EPA Pollution line. Likely incidents to occur during the construction and demolition stage of the development may involve fuel or chemical spills, seepage or mishandling of hazardous waste, or unlicensed discharge of pollutants to environment.

### 3.3 Opportunities for Reuse and Recycling

There are many opportunities to reduce the volume of waste generated during demolition and construction. Adaptive reuse of building materials should be encouraged, with significant consideration given to methods of reusing or recycling materials onsite as well as sourcing used or recycled materials from elsewhere to be used on site.

The site should facilitate where practical reuse and recycling by 'deconstruction', whereby various materials are carefully dismantled and sorted. Any unwanted reusable materials can be taken to a second-hand building centre, reducing waste disposal costs.

Materials that are individually wrapped should also be avoided where possible, with preference given for materials that can be delivered in returnable packaging such as timber pallets.

The table below gives examples of potential reuse and recycling options for the materials likely to be used/generated in construction and demolition at this development:

*Table 3: Potential Reuse/Recycling Options for Construction Materials*

Material	Reuse/Recycling Potential
<b>Asphalt</b>	Hot in-place recycling or reprocessed into Reclaimed Asphalt Pavement (RAP).
<b>Bricks</b>	Cleaned and/or rendered for reuse, crushed for fill, sold or provided to a recycled materials yard
<b>Cardboard Packaging</b>	Recycled at a paper/cardboard recycling facility
<b>Carpet</b>	Cleaned and reused for the same purpose, reused in landscaping or garages/sheds, recycled at an appropriate processing facility
<b>Concrete, Masonry, Spoil</b>	Reused on-site as fill, levelling or crushed for road base
<b>Doors, Windows, Fittings</b>	Reused in new or existing buildings or sent to second-hand supplier
<b>Glass</b>	Recycled at a glass recycling facility, aggregate for concrete production, crushed for termite barrier, reused as glazing
<b>Green Waste (Organics)</b>	Mulched, composted for reuse, trees chipped for use in landscaping or removed carefully and reused onsite or sold
<b>Hardwood Beams</b>	Reused as floorboards, fencing, furniture or sent to second-hand timber supplier
<b>Insulation Material</b>	Reprocessed to remove impurities and reused for the same purpose or as off-cuts, compressed for ceiling tile manufacture
<b>Metal, Steel/Copper Pipe</b>	Recycled at a metal recycling facility, melted into secondary materials for structural steel, roofing, piping etc. copper sold for re-use
<b>Other Timber</b>	Reused in formwork, ground into mulch for garden or sent to second-hand timber supplier
<b>Plasterboard</b>	Crushed for reuse in manufacture of new plasterboard, returned to supplier or used in landscaping
<b>Plastics</b>	Reused as secondary materials for playgrounds, park benches etc.
<b>Roof Tiles</b>	Cleaned and reused, crushed for reuse for landscaping and driveways or sold or provided to a recycled materials yard
<b>Soil</b>	Stockpiled onsite for reuse as fill
<b>Synthetic &amp; Recycled Rubber</b>	Reused for the same purpose or reprocessed for use in manufacture/construction of safety barriers, speed humps
<b>Topsoil</b>	Stockpiled onsite for reuse in landscaped areas

### 3.4 Management of Hazardous Waste Materials

For the purpose of this report, hazardous waste materials include any waste that poses a hazard or potential harm to human health or the environment, particularly asbestos waste and asbestos containing material (ACM). The general advice provided in this report is superseded by any specific hazardous materials or remediation control plans prepared for the project.

During the construction phase of the development, there must be a commitment to engage qualified and certified contractors to remove all contaminated/hazardous materials (e.g. asbestos) and dispose of all contaminated/hazardous waste at an appropriately licenced facility, where applicable.

In the event that any contaminated or hazardous materials are unexpectedly uncovered during demolition or excavation works, the Site Manager is to stop work immediately in that location and contact the relevant hazardous waste contractor prior to further works being undertaken in the area.

The following general mitigation measures will apply:

- Contaminated material stockpiled on site will be minimised as far as possible and should be stored on HDPE liner, in a bunded location which is protected from inclement weather;
- Sediment fences should be installed around the base of stockpiles and the stockpiles should be covered. Where excavated material requires validations, samples should be taken for NATA laboratory testing as per the requirements of the contamination assessment prior to restoration works, backfilling exercises and disposal;
- Any trucks carrying contaminated materials should be securely and completely covered immediately after loading the materials (to prevent windblown emissions and spillage) and must be licensed by the NSW Environmental Protection Authority (EPA);
- Decontamination of all equipment prior to demobilisation from the site is important so that contaminated materials are not spread off-site.

### 3.5 Management of Excavation Waste

For the purpose of this report, excavation waste consists of any unwanted material generated from excavation activities such as a reduced level dig, site preparation and levelling and the excavation of foundations, basements, tunnels and service trenches. This will typically consist of soil and rock. The general advice provided in this report is superseded by any specific hazardous materials or remediation control plans prepared for the project.

All excavated material generated on this site may be re-used in the landscaping or used on other sites as fill material, provided no contamination is present. If sandstone is found to be present, this may be sold or incorporated into the building design.

The following measures and safeguards will apply to the development for excavated material:

- Wherever practical, excavation material will be reused as part of the development;
- Excavation material that is not natural (virgin) material will be transported to an approved landfill site or off-site recycling depot;
- A waste classification assessment of the fill material should be undertaken prior to it being acceptable for waste disposal purposes;
- Transportation routes for excavation material removed from site will be identified and used.

## 4 SITE SPECIFIC WASTE MANAGEMENT PROVISIONS

### 4.1 Waste Volumes and Management

The first thing that should be considered is whether it is possible to reuse existing buildings or parts of buildings for the proposed use. With careful on-site sorting and storage and by staging work programs it is possible to reuse many materials, either on or off-site.

Where possible, materials will be reused, such as crushing concrete for use as clean fill. However, the majority of the components of the building will either be reused for the same purpose or disposed of offsite.

A contractor will be engaged during this phase of the project. The contractor will be responsible for ensuring all activities are planned and undertaken in accordance with relevant waste minimisation policies and DA requirements.

The table below illustrates the anticipated volumes of materials generated at this development

The volumes of materials in the following table are sourced from estimates outlined in the Camden Council *Waste Management Guidelines* 2019. Our client has reviewed these estimations are to their satisfaction and acknowledges volumes may be updated when more accurate data can be determined by the relevant party.

Table 4: Waste Conversion

Material	Volume (m3)	*Tonnes (t)	**Appx. Percentage Recovered
Bricks	39074	46888.8	100%
Tiles	541.5	541.5	100%
Concrete	170724	256086	100%
Timber	1472.9	441.9	33%
Plasterboard	2188	437.5	50%
Metals	2036	1832.4	100%
Other waste	4310.3	1293.1	50%
<b>Totals</b>	<b>220346.4</b>	<b>307521.2</b>	

\*The conversion of materials from volume to tonnes is based on the information provided in a consultation paper published by WA Department of Water and Environmental Regulation

<<https://www.der.wa.gov.au/images/documents/our-work/consultation/current-consultation/Consultation%20Sheet%20Approved%20method%20for%20recyclers.pdf>>

\*\*The percentage of recycled waste is estimated by BINGO and is based on the average quantities of materials received and recovered at their facilities.

The table below illustrates how the [REDACTED] materials will be managed, and estimates percentage of materials diverted from landfill.

Table 5: [REDACTED] Waste Management

			How Waste will be Managed			
Type of Material	Less than 10m³	Estimated Tonnage	Reuse On-Site	Recycle	Landfill	Estimated Tonnage of Material Diverted from Landfill
Bricks	<input type="checkbox"/>	46888.8	<input checked="" type="checkbox"/>	<input checked="" type="checkbox"/>	<input type="checkbox"/>	46888.8
Tiles	<input type="checkbox"/>	541.5	<input type="checkbox"/>	<input checked="" type="checkbox"/>	<input type="checkbox"/>	541.5
Concrete	<input type="checkbox"/>	256086	<input checked="" type="checkbox"/>	<input checked="" type="checkbox"/>	<input type="checkbox"/>	256086
Timber	<input type="checkbox"/>	441.9	<input type="checkbox"/>	<input checked="" type="checkbox"/>	<input checked="" type="checkbox"/>	145.8
Plasterboard	<input type="checkbox"/>	437.5	<input type="checkbox"/>	<input checked="" type="checkbox"/>	<input checked="" type="checkbox"/>	218.8
Metals	<input type="checkbox"/>	1832.4	<input type="checkbox"/>	<input checked="" type="checkbox"/>	<input type="checkbox"/>	1832.4
Other Waste	<input type="checkbox"/>	1293.1	<input checked="" type="checkbox"/>	<input checked="" type="checkbox"/>	<input checked="" type="checkbox"/>	646.6
Total		307521.2	Total			306359.9
Total Diversion of Waste from Landfill (Minimum 90%)						99.6%

## 4.2 CONSTRUCTION WASTE VOLUMES AND MANAGEMENT

Waste generated during the construction stage of the development will be managed by the principal contractor and sub-contractors, with materials being reused and recycled wherever possible. Where neither reuse nor recycling are possible, waste will be disposed of as general waste at a licensed landfill site.

Recyclable material generated during construction will largely consist of off-cuts and discarded bricks, timber, steel, concrete, tiles, plasterboard, and piping, as well as packaging materials.

It is important to note that source separation of waste on-site may offer cost savings when compared to the disposal of mixed waste at landfill sites. Further cost savings may be achieved through the use of reusable and recycled-content materials and by reusing materials salvaged from [REDACTED] the development.

The table below illustrates the anticipated volumes of materials generated at this development during the construction stage. Volumes have been advised by our client.

*Table 6: Construction Waste Conversion*

Material	Volume (m3)	*Tonnes (t)	**Approx. Percentage Recovered
Bricks	5	6	100%
Tiles	1.65	1.7	100%
Concrete	509.25	763.9	100%
Timber	2.94	0.9	33%
Plasterboard	129.8	26	50%
Metals	52.2	47	100%
<b>Totals</b>	<b>700.84</b>	<b>845.3</b>	

\*The conversion of materials from volume to tonnes is based on the information provided in a consultation paper published by WA Department of Water and Environmental Regulation  
<https://www.der.wa.gov.au/images/documents/our-work/consultation/current-consultation/Consultation%20Sheet%20Approved%20method%20for%20recyclers.pdf>

\*\*The percentage of recycled waste is estimated by BINGO, and is based on the average quantities of materials received and recovered at their facilities.

The table below illustrates how the construction materials will be managed, and estimates percentage of materials diverted from landfill.

Table 7: Construction Waste Management

			How Waste will be Managed			
Type of Material	Less than 10m³	Estimated Tonnage	Reuse On-Site	Recycle	Landfill	Estimated Tonnage of Material Diverted from Landfill
Bricks	<input checked="" type="checkbox"/>	6	<input checked="" type="checkbox"/>	<input checked="" type="checkbox"/>	<input type="checkbox"/>	6
Tiles	<input checked="" type="checkbox"/>	1.7	<input type="checkbox"/>	<input checked="" type="checkbox"/>	<input type="checkbox"/>	1.7
Concrete	<input type="checkbox"/>	763.9	<input checked="" type="checkbox"/>	<input checked="" type="checkbox"/>	<input type="checkbox"/>	763.9
Timber	<input checked="" type="checkbox"/>	0.9	<input type="checkbox"/>	<input checked="" type="checkbox"/>	<input checked="" type="checkbox"/>	0.3
Plasterboard	<input type="checkbox"/>	26	<input type="checkbox"/>	<input checked="" type="checkbox"/>	<input checked="" type="checkbox"/>	13
Metals	<input type="checkbox"/>	47	<input type="checkbox"/>	<input checked="" type="checkbox"/>	<input type="checkbox"/>	47
Total		845.3	Total			831.8
Total Diversion of Waste from Landfill (Minimum 90%)						98.4%



### 4.3 Recycling Directory

Construction and demolition materials removed from site will need to be managed in accordance with the provisions of current legislation and may include segregation by material type classification in accordance with NSW EPA (2014) *Waste Classification Guidelines, Part 1: Classifying Waste* and disposal at facilities appropriately licensed to receive the particular materials.

Please find the below recommendations for recycling drop off locations for all materials likely to be generated at this development. Only the nearest locations are provided. See [www.businessrecycling.com.au](http://www.businessrecycling.com.au) for additional locations:

Table 8: Recycling Directory

	Business Name	Suburb	Distance (km)
<b>Bricks</b>	Benedict Recycling	Belrose	3.2
	Benedict Recycling	Chipping	3.2
	Structural Vector	Chester Hill	4
<b>Tiles</b>	Benedict Recycling	Belrose	3.2
	Benedict Recycling	Chipping	3.2
	Structural Vector	Chester Hill	4
<b>Concrete</b>	Benedict Recycling	Belrose	3.2
	Benedict Recycling	Chipping	3.2
	BINGO Industries Recycling Centre	Revesby	6.4
<b>Timber</b>	Benedict Recycling	Belrose	3.2
	Structural Vector	Chester Hill	4
	BINGO Industries Recycling Centre	Revesby	6.4
<b>Plasterboard</b>	Benedict Recycling	Belrose	3.2
	Benedict Recycling	Chipping	3.2
	Structural Vector	Chester Hill	4
<b>Metals</b>	InfraBuild Recycling	Chipping Norton	3
	Benedict Recycling	Belrose	3.2
	Benedict Recycling	Chipping Norton	3.2

### 4.4 Site-Specific Operational Measures

#### Training/Site Inductions

All staff employed during the demolition and construction stages of the development must undertake site-specific induction training regarding the procedures for waste management. Employees of the head contractor will undertake a specific induction outlining their duties and how they are to enforce the waste management procedures.

Induction training will include the following at a minimum:

- Legal obligations;
- Emergency response procedures on site;
- Waste storage locations and separation of waste;
- Litter management in transit and on site;
- The implications of poor waste management practices;
- Correct use of general-purpose spill kits;
- Responsibility and reporting (including identification of personnel responsible for waste management and individual responsibilities).

### Materials Selection and Ordering

- Selection of all materials will be undertaken by architectural designers;
- Prefabrication of materials off-site where possible;
- Materials requirements are to be accurately calculated to minimise waste from over-ordering;
- Materials ordering process is to aim at minimisation of materials packaging;
- Material Safety Data Sheets (MSDS) are to accompany all materials delivered to site, where required, to ensure that safe handling and storage procedures are implemented.

### Waste Avoidance Opportunities

- Limiting unnecessary excavation;
- Selection of construction materials taking into consideration to their long lifespan and potential for reuse;
- Ordering materials to size and ordering pre-cut and prefabricated materials;
- Reuse of formwork;
- Planned work staging;
- Use of naturally ventilating buildings to reduce ductwork;
- Reducing packaging waste on-site by returning packaging to suppliers where possible, purchasing in bulk and requesting cardboard or metal drums rather than plastics;
- Requesting metal straps rather than shrink wrap and using returnable packaging such as pallets and reels;
- Reduction of PVC use;
- Use of low VOC (volatile organic compounds) paints, floor coverings and adhesives;
- Use of fittings and furnishings that have been recycled or incorporate recycled materials;
- Use of building materials, fittings and furnishings with consideration to their longevity, adaptation, disassembly, reuse and recycling potential.

## Site Procedures

- Excavated materials will be used onsite where practical;
- Green waste will be mulched and reused in landscaping either onsite or offsite;
- Concrete, tiles and bricks will be reused or recycled offsite;
- Steel will be recycled offsite; all other metals will be recycled where economically viable;
- Framing timber will be reused on-site or recycled off-site;
- Windows, doors and joinery will be recycled off-site where possible;
- Plumbing, fittings and joinery will be recycled off-site where possible;
- Plasterboard will be re-used in landscaping on-site or returned to the supplier for recycling where possible;
- All used crates will be stored for reuse unless damaged;
- All glass that can be economically recycling will be;
- All solid waste timber, brick, concrete, rock, plasterboard and other materials that cannot be reused or recycled will be taken to an appropriate facility for treatment to recover further resources or for disposal to landfill in an approved manner;
- All asbestos, hazardous and/or intractable wastes are to be disposed of in accordance with WorkCover Authority and EPA requirements;
- Provision for the collection of batteries, fluorescent tubes, smoke detectors and other recyclable resources will be provided on site;
- Beverage container recycling will be provided on-site for employee use;
- All waste and recycling will be disposed of via council approved systems.

## 4.5 Location and Design of Waste Management Facilities

### General Requirements

All waste management facilities onsite should:

- Be conveniently located to enable easy access for on-site movement and collection;
- Be incorporated with other loading/unloading facilities;
- Have sufficient space for the quantity of waste generated and careful source separation of recyclable materials;
- Have sufficient space to contain any on-site treatment facilities, such as compaction equipment;
- Have adequate weather protection and, where required, be enclosed or undercover;
- Be secure and lockable;
- Be well-ventilated and drained to the sewer;
- Be clearly sign-marked to ensure appropriate use.

### Waste and Recycling Receptacles

A sufficient quantity of skip bins should be provided for the separate storage of each type of C&D material generated on site. This will assist in maximising source separation and resource recovery, while reducing the costs and quantity of materials disposed of at landfill.

The size of the receptacles should be appropriate to the nature of waste generated and the available storage area. In general, the following options would be acceptable:

Bin Size	Access	Dimensions
2.5m	Top loading	
3m	Drop door walk-in	
4m	Drop door walk-in	
5m	Drop door walk-in	
6m	Double doors walk-in	

Source: Aussie Bins

If the developer chooses to adopt a traditional waste management strategy, whereby waste is deposited into comingled skip bins to be sorted offsite, a single skip bin would be considered sufficient for purpose. However, if the site is to pursue source separation, dedicated skips for the following materials are recommended:

- Timber;
- Plasterboard;
- Concrete;
- Bricks;
- Scrap metal;
- General waste.

Separate receptacles for the safe disposal of hazardous waste types (i.e. light bulbs, batteries, etc) will also be provided where applicable. Where possible, additional bins will be provided in common areas for the collection of comingled recyclables such as beverage containers (glass, plastic, aluminium), paper products, recyclables food containers, etc. Specialised bins for cigarette butts should also be provided.

### Safety and Signage

The following safety measures should be considered for the waste storage area:

- Location should not interfere with sight lines of drivers entering or leaving the site;
- Skip bins should be clearly visible and located in well-lit areas;
- Safe paths of travel should be designated using reflective tape, barriers and cones;
- Skip bins must be secured and must not be over-filled to reduce risk of injury through bins moving and falling objects.

Standard signage will be installed in all waste areas, with all skip bins colour coded and labelled appropriately on all sides to allow clear identification of the type of waste to be deposited into each bin.

Refer to the EPA's website for standard construction waste and recycling signs:

[www.epa.nsw.gov.au/wastetools/signs-posters-symbols.htm](http://www.epa.nsw.gov.au/wastetools/signs-posters-symbols.htm)

### Space and Siting Requirements

The waste storage area will be located adjacent to the entrance to the site to enable access and allow sufficient space for the required skip bins and servicing requirements. The storage area will also be flexible in order to cater for change of use throughout demolition and construction works.

Where space is restricted, dedicated stockpile areas will be allocated onsite, with regular transfers to the dedicated skip bins for sorting and collections.

The position of the designated waste holding area onsite may change according to building works and the progression of the development. Access, visual amenity and WHS will always be integral to the selection of waste storage area locations. Any stockpile locations will take into account slope and drainage factors to avoid contamination of stormwater drains during rain events.


### Servicing and Transport

The frequency of waste removal from site will be determined by the volume of materials deposited into the dedicated skip bins. Skip bins will be monitored on a daily basis by the Site Manager to ensure they do not overflow. If skip bins are reaching capacity, removal and replacement should be organised for within 24 hours.

All skip bins leaving the site will be covered with a suitable tarpaulin to reduce spillage of waste while in transit.

All waste collection for construction works will be conducted between approved hours as per Council requirements (typically between 7am and 7pm Monday to Friday, and between 7am and 1pm on Saturdays). All waste generated on site will be transported to an approved and appropriately licensed resource recovery facility and/or landfill site.

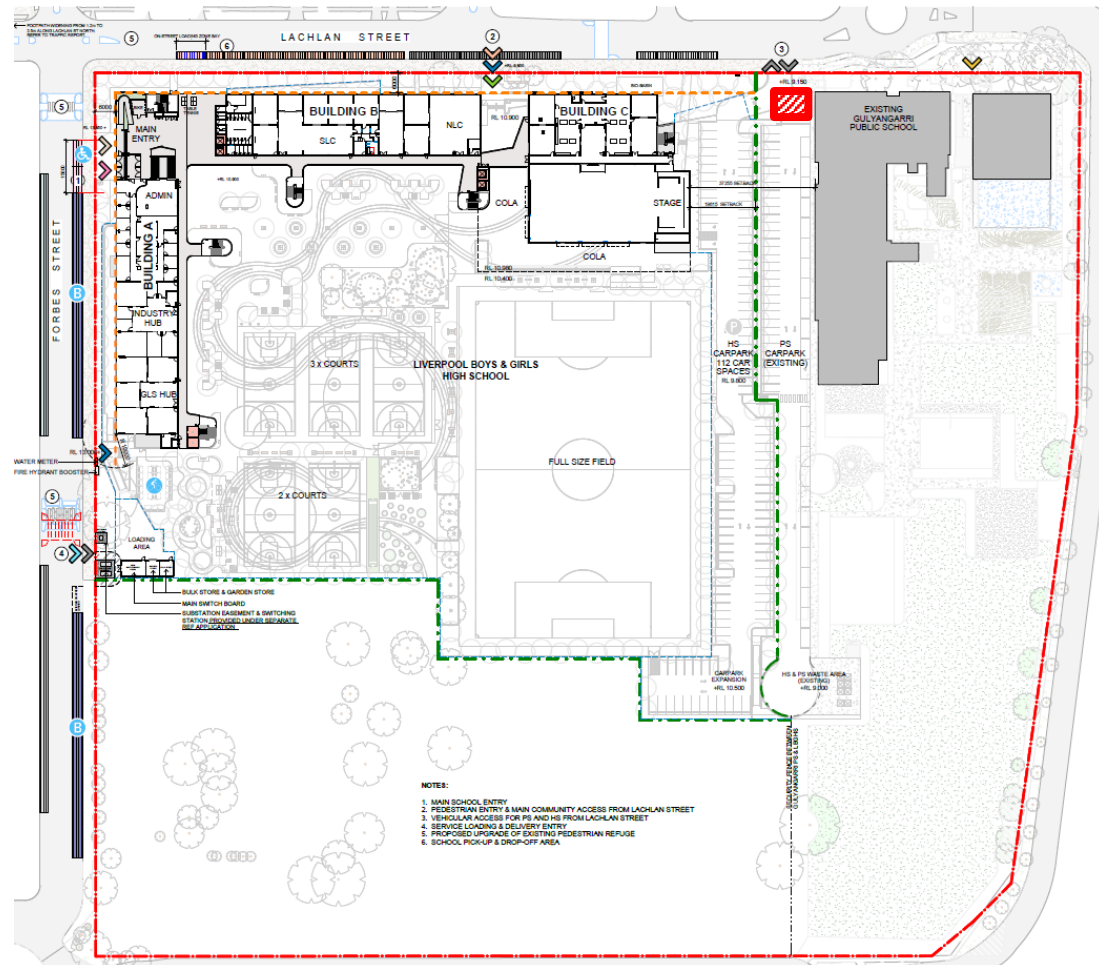
#### 4.6 Site Plans



## Proposal

Please note: Buildings to be constructed or demounted are shown

Note: the proposed bin location is indicative only, this may change based on site logistics.



 **Proposed  
Bin  
Storage  
Area**

Source: NBR Architects, Drawing LBGHS-NBR-00-ZZ-DR-A-0201 Rev 2, February 2025 – Site Plan



## 5 MITIGATION MEASURES

This report concludes that the proposed development is suitable, will not result in unacceptable impact, and warrants approval subject to implementation of the following mitigation measures.

Table 9: Demolition and Construction Waste Mitigation Measures

<b>Project Stage</b> <i>Design (D)</i> <i>Construction (C)</i> <i>Operation (O)</i>	<b>Mitigation Measure</b>	<b>Relevant Section this Construction and Demolition Waste Management Plan</b>
C	Monitoring and reporting of waste streams managed during the construction and demolition works to ensure materials are appropriately disposed of and managed.	Section 3.2
C	Opportunities for Reuse and Recycling during the construction and demolition works to recover resources.	Section 3.3
C	Site Specific Operational Measures to minimise impacts of waste management on surrounding environment.	Section 4.4

Following the implementation of the above mitigation measures, any impacts will be acceptable and appropriate.